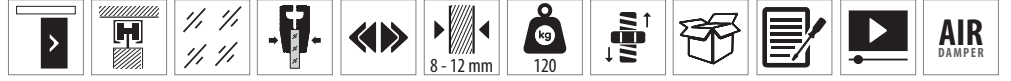


GlassDoor 9920

123-9920

120 KG AYARLI ÇİFT YÖNE YAVAŞLATICILI SÜRME CAM KAPI SİSTEMİ

120 KG ADJUSTABLE GLASS SLIDING DOOR SYSTEM TWO WAY SOFT CLOSING



Bilgi / Information


- Minimum kapı genişliği 900 mm olmalıdır.
- Min. Door width 900 mm

Yavaşlatıcı Alternatifi / Soft Closer Alternative

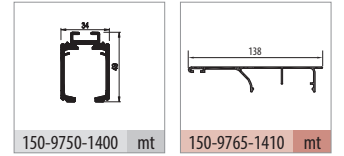
- Sistem üzerinde çift yöne yavaşlatıcı mevcuttur.
- The system has two way soft closing.



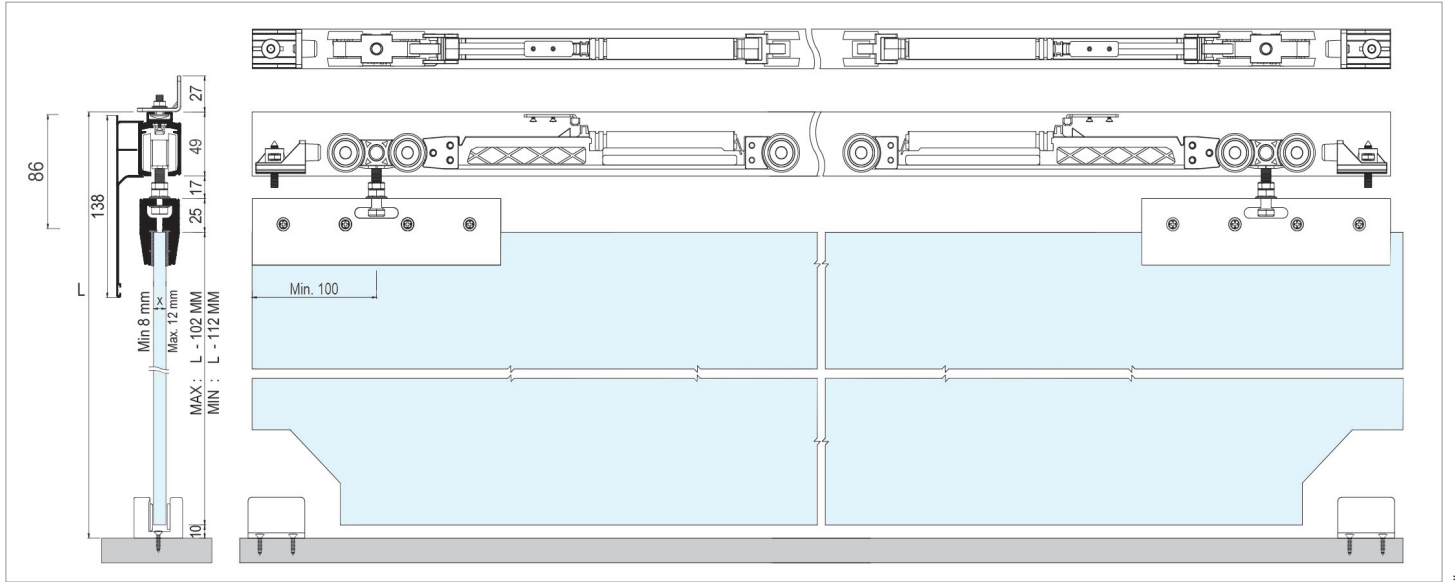
123-9920 1 Takım İçeriği / 1 Kit Includes



Ray Profilleri / Rail Profiles



Teknik Detay / Technical Detail



Ölçülerde değişiklik yapma hakkı saklıdır. Reserves the right to the change of the dimensions.

Kod / Code No	Açıklama / Description	Renk / Colour	Birim / Unit			Profil mt. / Profiles mt.	Bağ / Bnd.
123-9920-1200	120 Kg Yavaşlatıcılı Sürme Cam Kapı Sistemi / Sliding Glass Door System Has Soft Closing	Gri / Grey	1 Kapı / 1 Kit	12	216	-	-
150-9750-1400	Alüminyum Üst Ray Profili / Aluminium Top Rail Profile	Pres / Uncoated	mt	-	-	2,0	3,0
150-9765-1410	Alüminyum Alın Kapama / Aluminium Cover Front	Eloksal / Mat Anodized	mt	-	-	2,0	3,0