

Motorize Small Pop Up Socket

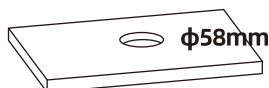


Manual

Read the instruction carefully and save the instructions for future reference before starting the installation.

Product Installation

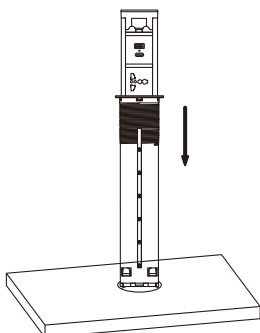
1.Hole Opening: Opening a hole in $\phi 58\text{mm}$



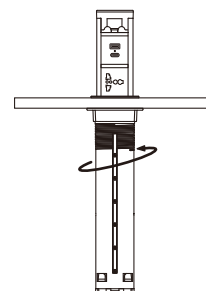
2.Remove the equipment and withdraw the thread fastener left-handed



3.Inset the equipment into the open hole



4.Fasten the right-handed thread, plug in 220V cable at the tail



*Product Size:72.4*288mm
Open Hole Size: $\phi 58\text{mm}(\pm 2\text{mm})$

Attention:

- If you don't understand something when you use it, please feel free to contact distributors or call our service hotline.
- This product is 220V power supply, mistakenly touching will lead to personally safety and other
- Please install the product where children cannot touch it, and cooperate with professional electrician for installation job.
- For your personal safety, please do not disassemble this product by yourself.
- In order to avoid leakage and problem on product, please don't use this product in wet environment.

Product Profile:

1. Universal Power provides 220V 16A power supply for equipment.
2. USB-A and TypeC Port provide 30W charging for device.

Product Characteristics:

Hidden Design: When it is not using, it is better to keep it close.

Warranty regulations:

Non-human damage during the warranty period, you can enjoy the following services.

Five years:

If there is a functional problem with the product, the consumer can replace the important accessory within five years from the date of purchasing.

Others:

Failure to enjoy warranty service under (including but not limited to) the following circumstances:

- Damage on products because of not following the manual
- Damage caused by self-disassembly and maintenance
- Damage caused by force majeure factors such as natural disasters