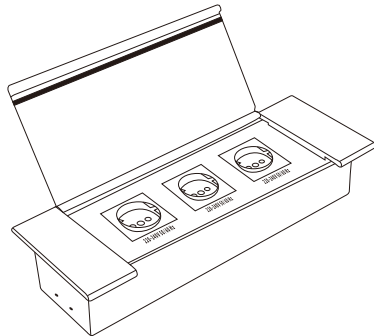


Flip Up Desktop Socket

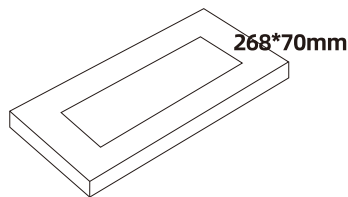


Manual

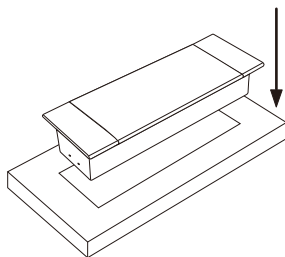
Read the instruction carefully and save the instructions for future reference before starting the installation.

Product Installation

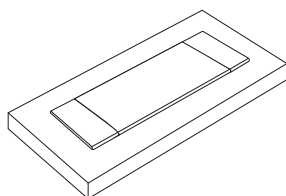
1.Hole Opening: Opening a hole in 268*70mm



2.Put the product into the hole and then press down



3. a.Fix the accessory corner code to the bottom panel on both sides of the product
b.tighten the screws on the bottom ends of the product



*Product Size:284*103*58mm
Open Hole Size:268*70mm(±2mm)

Attention :

- If you don't understand something when you use it, please feel free to contact distributors or call our service hotline.
- This product is 220V power supply, mistakenly touching will lead to personally safety and other
- Accidentally injuries and property losses.
- Please install the product where children cannot touch it, and cooperate with professional electrician for installation job.
- For your personal safety, please do not disassemble this product by yourself.
- In order to avoid leakage and problem on product, please don't use this product in wet environment.

Product Profile:

1. German plug-ins provide 220V 10A power supply for equipment.

Product Characteristics:

Hidden Design: When it is not using, it is better to keep it close.

Warranty regulations:

Non-human damage during the warranty period, you can enjoy the following services.

Five years:

If there is a functional problem with the product, the consumer can replace the important accessory within five years from the date of purchasing.

Others:

Failure to enjoy warranty service under (including but not limited to) the following circumstances:

- Damage on products because of not following the manual
- Damage caused by self-disassembly and maintenance
- Damage caused by force majeure factors such as natural disasters